
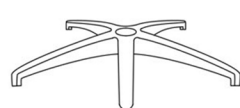

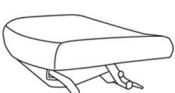


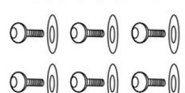





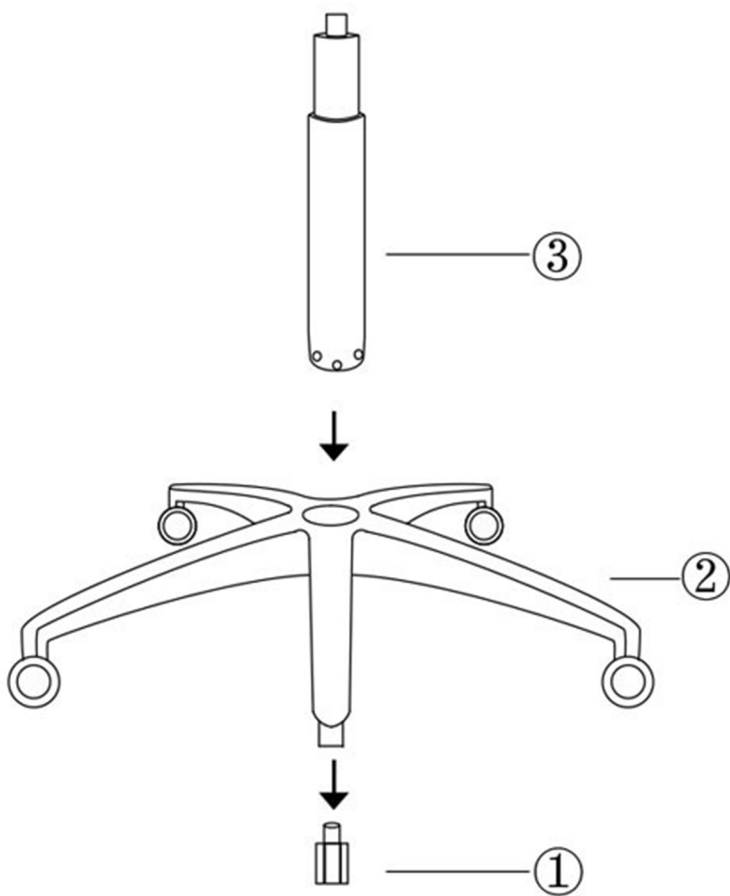
USER'S MANUAL
Notice de Montage
Gebruikershandleiding
Benutzerhandbuch
Manuale dell'utente
Manual de usuario
Руководство пользователя
Użytkownik manual



PARTS AND TOOLS LIST

| | | | |
|---|---|--|---|
| <p>①</p>  <p>CASTERS 5PCS</p> | <p>②</p>  <p>BASE 1PC</p> | <p>③</p>  <p>GASLIFT 1PC</p> | <p>④</p>  <p>SEAT 1PC</p> |
| <p>⑤</p>  <p>ARMREST 1PR</p> | | <p>⑥</p>  <p>BACK 1PC</p> | |

| | |
|---|--|
| <p>Armrest Screws</p> <p>A </p> <p>M6*25 6PCS</p> | <p>ALLEN WRENCH</p>  <p>M5</p> |
| <p>Mechanism Screws</p> <p>B </p> <p>M6*20 4PCS</p> | |
| <p>Bracket screws</p> <p>C </p> <p>M8*16 3PCS</p> | |



FRONT

